


**Mr. Branch's**

**2011-12**

**Class Procedures –**

**6<sup>th</sup> Grade Roadrunners**



# Tardies



- You must be in your seat when class begins, or you will be counted tardy.
- Tardy notes should be given to Mr. Branch immediately, or you will receive a tardy notice.



# Tardies



- Tardy notices must be signed by your parent or guardian.
- On the third tardy, you will be assigned to after-school detention.
- Excessive tardies result in suspension from school.



# Absences



- When you return to school, you should bring your excuse note to your homeroom teacher.  
Absences without excuse notes from your parent or guardian will result in unexcused absences.



# Absences



- Go to the “Make-up Work” folder at the front table against the white board. Your make-up assignments will be labeled with your name.



# Absences



- You have 2 days for each day you are gone to make up your work. As soon as you return, it is **your responsibility** to come and get your make-up work.



# Entering the Classroom



- Enter the classroom quietly
- Place your belongings under your desk, and sit down in your assigned seat.
- Take out your grammar / vocabulary notebook.



# Entering the Classroom



- Complete the bell work assignment posted on the board or overhead screen.
- Assigned students will distribute AR notebooks and reading logs.





# Homeroom



- Place your belongings under your desk, and sit down in your assigned seat. Leave your book bags at your seat, and go to your lockers for your needed materials.
- Sharpen 3 pencils needed for the day. You should not need to sharpen pencils during class. (Ink pens are also acceptable for Mr. Branch's class.)



# Homeroom



- Be attentive to the morning announcements, and stand for the *Pledge of Allegiance*. Please remain standing for the uniform check.
- Listen closely to *Channel One News*. This is not a time to complete homework.



# Homeroom




- At the end of the day, enter the room, and stay seated until I call your row to go to lockers. Leave your book bag beside your desk, and carry only the books you need to put in your locker. Return to your seat, and wait quietly for dismissal.

# Lockers



- Lockers are assigned by Mr. Branch. You may not switch lockers without Mr. Branch's permission.



# Lockers



- Only locks purchased from A.G. Cox Middle School are allowed. Locks are available for \$5, and they may be used throughout your middle school career.



# Lockers




- You will be allowed to start using your locker once you have demonstrated that you can open and close your locker 5 consecutive times without problems.



# Bell work



- **BELL**
  - **Branch**
  - **Expects**
  - **Listening**
  - **Learners**



# Bell work



- A bell work assignment will be on the white board or the over head screen every day.
- Upon entering the classroom, begin working on the assignment immediately.
- You do receive a grade for all bell work assignments.





# Assignment Headings



- In the upper right hand corner, write your first and last name on all assignments.
- Write the date under your name. Include the month, date, and year (Example: 08/25/11).



# Assignment Headings



- Under the date, write the assignment title. Include the page numbers if the assignment is from the textbook.
- Students in long rows should pass their papers from side to side.



# What to Bring to Class Each Day



- Bring notebook paper, 3 pencils or pens, and your library book every day.
- Grammar / vocabulary composition notebooks must be brought to class **each day**. Grammar and vocabulary notes must be kept in this notebook. **This notebook should not be used for any other classes.**



# What to Bring to Class Each Day



- Bring your literature textbook to class every day unless Mr. Branch posts a note outside his classroom door that tells you otherwise.
- It is crucial that you bring a positive attitude and a willingness to do your best every day!



# Dismissal



- The bell does not dismiss class. Remain seated until Mr. Branch dismisses your row.
- Make sure that you have written the homework assignment in your agenda.



# Dismissal



- Gather all of your belongings. Check under and around your desk for books, writing utensils, and jackets.
- Pick up any paper around your desk, and place it in the trash can as you quietly exit the classroom.



# "Give Me Five" Signal

When I raise my arm:

- \*Eyes on Mr. Branch
- \*Quiet
- \*Be still
- \*Hands free
- \*Listen



# Behavior



- If you misbehave, Mr. Branch will give you one warning, and you may be sent to another teacher's room (bounced).
- Mr. Branch will make contact with your parents to tell them about the incident.
- If you continue to misbehave, you will be sent to CHOICE (in-school suspension).





# Changing Classes




- After you have been dismissed, quietly line up in the hallway in a single-file line at your respective class. A single-file line means that one shoulder should be touching the wall.



# Changing Classes



- If you are lining up to enter Mr. Branch's class, please line up on the wall adjacent his classroom, toward the counselors' offices.



# Assignments & Grading




- Written homework assignments are typically given at least 4 nights each week. You **ALWAYS** have homework because you should be reading from your AR book at least 10 – 15 minutes **every day**.



# Assignments & Grading



- Late homework assignments are not accepted. Homework must be with you in class for you to receive credit. You will not be allowed to go to your locker to retrieve your homework assignments.



# Assignments & Grading




- Different assignments are worth different percentages of your grade. Homework is worth 20%; class work is worth 30%; tests and projects are worth 50% of your grade.



# Assignments & Grading



- Major projects are typically assigned at least 2 weeks in advance.



# Accelerated Reader



## ■ Due Dates

- 10/20/11
- 01/06/12
- 03/15/12
- 05/25/12



# Accelerated Reader



- Accelerated Reader composition books and reading logs will be kept in the file cabinet near the computers.
- Bring your AR library book to class every day. You are not allowed to take AR tests on books that are not logged in your reading log. AR tests must be completed in Mr. Branch's classroom.





# Accelerated Reader




- Weekly comprehension activities related to your Accelerated Reader library book will be assigned each week.
- Reading logs and AR composition books will be checked each Friday for a class work grade.



# Accelerated Reader



- You will take 3 STAR tests throughout the school year to determine your reading level. AR goals will be based on your reading level.
  - August, February, May



# Accelerated Reader



- You may sign out books from Mr. Branch's classroom library by completing the forms at each book case. The shelf nearest the classroom door also has cards that need to be completed.
- You may attend the reward party if you meet your AR goal.



# Web Resources



- All of Mr. Branch's homework assignments can be accessed at his wiki website: <http://www.mrbranch.wikispaces.com>.
- The wiki website *homework page* links to Mr. Branch's *School Notes* account. You may sign up at the *School Notes* site to be notified via e-mail when the homework assignments are updated.



TEACHERS

STUDENTS

PARENTS

Find your Teacher

Saturday, February 13, 2010

Dashboard

Manage / Edit Pages

Manage Favorite Links

My Files

Flashcards

Calendar

Notification Lists

Account Management

Log out

Visit:



Visit our Educator Channels:

[Lesson Planning](#)

[Professional Dev](#)

[Administrators](#)

[Tech Integration](#)

[School Issues](#)

**MarketPlace**

- School Supplies
- Educational Games
- Arts & Crafts
- P.E. Equipment
- Books

**FREE SHIPPING**  
over \$29

[Click Here Now](#)

**Personal Edition**

100+ Links  
100+ Notes  
with 1000+ resources that  
are your step  
standards

[View Full Page/Print](#)

[Share This](#)

## 6th Grade English - Language Arts

Mr. Chuck Branch

A.G. COX MIDDLE

[Contact Mr. Chuck Branch](#)

Page Last Updated Feb 12, 2010

Number of Visits: 1090

Notify Me when this page is changed.  
(Remove me from Notify List.)

Jump down this page to view:

[Favorite Links](#) [Downloads](#)

February 2010

Sun	Mon	Tue	Wed	Thu	Fri	Sat
	1	2	3	4	5	6
7	8	9	10	11	12	13
14	15	16	17	18	19	20
21	22	23	24	25	26	27
28						

Upcoming Events

**WELCOME to the  
2009 - 2010 school year at  
A.G. Cox Middle School!**

**Please sign up to be notified  
when my website is updated.**

**Mr. Branch --- 6th Grade**

**Friday, February 12, 2010**

**ELA:** Study for TEST on Amelia Earhart;  
READ for 20 minutes from AR books. Write the pages  
and time on your reading log. **Have a parent sign  
your reading log.**

**Go to [www.spellingcity.com](http://www.spellingcity.com) for spelling list and games.**

**Spelling Quiz next Wednesday.**

**SS: NONE**

>See the links below for access to the ELA and SS textbooks.

>The downloads below include supply lists and other team information for  
the

2009- 2010 school year.

Grading Policy:

Your nine weeks' average is based on the following percentages:  
Tests: 50% Quizzes: 30% Homework: 20%

Mr. Branch's e-mail: [branchc@agc.pitt.k12.nc.us](mailto:branchc@agc.pitt.k12.nc.us)

### Favorite Links

- [Comic Creator at ReadWriteThink.org](#)
- [Aesop's Fables](#)
- [Social Studies textbook](#) User name: branch Password: wolves
- [Ms. Beck - Math / Science](#)
- [Dictionary.com](#)
- [Study Island](#)
- [Pearson Success Net](#) ELA textbook User name: branch Password: wolves

[Top](#)

# Web Resources



- You may access a digital copy of the literature book by clicking on the link at Mr. Branch's *School Notes / Homework* page. A user name and password are provided.





# [www.pearsonsuccessnet.com](http://www.pearsonsuccessnet.com)

Home Parents

Welcome, Wolves Student from North Carolina!

## My Home Page

Period 1 - ELA / Morning Class - Mr. Branch



No Assignments...

Period 1 - ELA / Morning Class - Mr. Branch



Prentice Hall Literature, Penguin Edition, Grade 6  
[PH Online Essay Scorer](#)

## From My Teacher

No Messages

## Class Resources

These links will help you with your assignments, activities, and tests.

[Breaking News](#)  
[Monthly Feature](#)  
[Daily Almanac](#)  
[Planet Diary](#)  
[News Tracker](#)  
[Biology Place](#)  
[World Desk Reference](#)

## Research Center

Look it up!

[Almanac](#)  
[Atlas](#)  
[Biographies](#)  
[Dictionaries](#)  
[Encyclopedia](#)  
[Homework Center](#)  
[Timelines](#)

powered by infoplease®





I first set foot on Scottish soil in the mid '60s, when my husband and I—between conferences (science fiction for me, computer science for him)—took a trip north from Brighton.

We drove, being used to long road trips and camping vacations with our children, and were predictably stunned by Edinburgh and its looming castle on the hill. None of America, and blessed little of Brighton, had prepared us for such a sight.

But it was when we began our ascent through the Highlands that it became clear to us that here was the home of the heart. . . .

I love the white-washed stone cottages here in Scotland, small cozy homes that seem to have grown rough hewn right up from the land. I love the gray stone mansions and the tall stone tower houses, too.

If you search the histories of any individual town here, or a particular street, you will find that these homes and walled gardens have often been built upon older, vanished buildings. Where a kirk or a tollbooth or a great hall once stood, now a townsman's seven-room house with mod cons squats.

But it is not just the site that has been cannibalized. The very stones have been reused. So in Scotland history lies upon history. As a wonderful little book on the royal burgh of Falkland in the Kingdom of Fife puts it: "Absorbing stones from an old building into the fabric of the later one is . . . a way of holding on to the past."

After the stones have been pulled together and balanced and mortared into place, the walls are harled, or roughcast so as to protect the soft stone and mortar from the winter winds and heavy gales.

Stones, harling, a way of holding on to the past. It's all a perfect metaphor for writing a book, especially books set here in Scotland.

Writers use stones from the past, reshaping and rebuilding with them. And then they protect the soft memories with a harling of technique.

How can it be otherwise? All fiction uses memory. Or re-memory for those of us whose grasp of the past is exceeded by the need to embellish, decorate, deepen, widen and otherwise change what was actual.

As a writer, I am made up of the little building blocks of my own private history, and what I know of the world that has already been rebuilt upon. My infancy told to me so often by my parents in delicious anecdote, my childhood captured in photos and catchlines, my adolescence in letters and journals, my young adulthood in poetry and prose.

I simply take those story-stones and use them again in any new building. Or I thief from my closest friends and relatives, from my husband's life and my children. They don't just endure such thievery—they expect it. A warning—get to know me well and you will most certainly find yourself enshrined in one of my books.

But even those closest to me sometimes have trouble identifying themselves when next they meet themselves in fiction. For they will have been metamorphosed into a toad or a selchie or a wind blowing in over the wall. Even I don't always know whose bones lie beneath a particular character's skin.

That's because fiction (to mix this metaphor hopelessly) is a magic mirror that gives back a changed self.





# Web Resources



- Mr. Branch's wiki site contains a plethora of resources that we will be using throughout the school year. There are also grammar games, internet links, and writing samples for your enjoyment.



# Web Resources



- You will be responding to numerous discussion boards throughout the school year using <http://www.edmodo.com/mrbranch> .



A letter will be sent home to your parents, and Mr. Branch will set up your account by the end of the first quarter.

# Web Resources



- You will be given numerous *Study Island* assignments throughout the year. Assigned activities must be completed by the due date.



# Group Work



- You are responsible for your own job and the results of the group.
- If you have a question, ask your group members. Do not ask your teacher.
- You must be willing to help if a group member asks you for help.



# Group Work



- If no one can answer a question, agree on a consensus question, and appoint one person to raise a hand for help from the teacher.



# Cafeteria Behavior



- Our class will leave 5 minutes before our time to eat lunch. Line up quietly after I have called your row.
- There is no communication or touching in the hallways.



# Cafeteria Behavior



- Wash your hands and use the restroom before eating lunch.
- Once at the lunchroom, enter the correct line if you need to make a purchase. Go to the microwaves if you need to heat your food.



# Cafeteria Behavior



- You may not go through the lunch line more than once.
- After microwaving or purchasing your food, go directly to our class tables. You should not stop and communicate with others.





# Leaving the Cafeteria



- You should not get up until I come to your table.
- Take your trash and trays to the kitchen. Table washers should be the first to take their trash and trays.



# Leaving the Cafeteria



- Food and liquids must not leave the lunchroom unless inside lunchboxes.
- Line up on the wall alongside the windows. Table washers should be with the class when we leave the cafeteria.
- Quietly follow me back to the classroom.



# Sending Papers Home




- Communication folders will be sent home every Wednesday with papers to be signed.
- If **all** papers are signed and brought back during the quarter, points will be added to your final average.



# Bus



- Wait to be dismissed by Mr. Branch.
- All school buses will be loading on Blount Street (gym side), and afterschool buses will be loading on Sylvania Street.
- Go directly to your bus, and quietly stay seated.



# Lock-down




- Mr. Branch will close all the blinds and cover the door window.
- As Mr. Branch dismisses each row, you will move to the back of the classroom, away from the windows.
- You will quietly sit on the floor next to your classmates.



# Fire Drill



- Line up in a single-file line.
- Exit the room quietly.
- Exit the hall via the door closest to our room.



# Fire Drill



- Walk to the school sign on the corner of the campus.
- Stay in a quiet, single-file line, and wait for the signal to return to our classroom.



# Tornado Drill



- Line up in a single-file line. Exit the room, and sit down closely in the hallway, with backs touching the wall.
- Legs should be tucked in as you sit quietly.

